


Harmonics

Slowly, Softly, Smoothly, and Slurred




Finger the lowest note and play the other notes by moving the tongue slowly between notes.

Chromatically, use all the notes in the last measure as the fingered note.

"Spooky Harmonics" really undertones

Finger the highest note and play all the notes on that fingering.


The under tones will not necessarily be in tune and the intervals will not always be the same as they were for the harmonics in the exercise above.



Using the high fingerings - go as high as possible.
Some of the high notes will have more than two undertones.

Three Useful Practice Methods


Four note pattern in triplets



A musical staff in 4/4 time. The first measure contains four quarter notes: C4, D4, E4, F4. A double bar line with repeat dots follows. The next four measures each contain a triplet of eighth notes, with a '3' written below each triplet. The triplets are: G4-A4-B4, C4-D4-E4, F4-G4-A4, and B4-C5.

Pattern - practice in all octaves

Practice Rhythms (use on 4 or 8 notes)



A musical staff in 3/4 time. The first measure contains four quarter notes: C4, D4, E4, F4. A double bar line with repeat dots follows. The next two measures contain a half note G4 and a quarter note A4. A double bar line with repeat dots follows. The final measure is in 2/4 time and contains a quarter note G4 and a quarter note A4 with a grace note over it.

Rhythm #1

Increase speed
memorize

Grace note version
increase speed
memorize




A musical staff in 3/4 time. The first measure contains four quarter notes: C4, D4, E4, F4. A double bar line with repeat dots follows. The next two measures contain a half note G4 and a quarter note A4. A double bar line with repeat dots follows. The final measure is in 2/4 time and contains a quarter note G4 and a quarter note A4 with a grace note over it.

Rhythm #2

Increase speed
memorize

Grace note version
increase speed
memorize




A musical staff in 3/4 time. The first measure contains four quarter notes: C4, D4, E4, F4. A double bar line with repeat dots follows. The next two measures contain a half note G4 and a quarter note A4. A double bar line with repeat dots follows. The final measure is in 2/4 time and contains a quarter note G4 and a quarter note A4 with a grace note over it.

Rhythm #3


Increase speed
memorize

Grace note version
increase speed
memorize

Straight Line Runs



A musical staff in 4/4 time. The first measure contains a sixteenth-note run: C4, D4, E4, F4, G4, A4, B4, C5. A double bar line with repeat dots follows. The next two measures contain a half note G4 and a quarter note A4. A double bar line with repeat dots follows. The final measure contains a triplet of eighth notes G4-A4-B4, with a '3' written below.



A musical staff in 3/4 time. The first measure contains a half note G4 and a quarter note A4. A double bar line with repeat dots follows. The next two measures contain a half note G4 and a quarter note A4. A double bar line with repeat dots follows. The final measure contains a triplet of eighth notes G4-A4-B4, with a '3' written below.

Continue adding one note - practice in duple and triple groupings finally using all notes.

The same technique is useful beginning at the end and working back.